

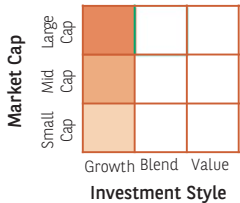
# Baroda BNP Paribas Flexi Cap Fund

(An Open ended dynamic equity scheme investing across large cap, mid cap, small cap companies)



December 29, 2023

## INVESTMENT APPROACH



## FUND DETAILS

**Fund Manager-**

Fund Manager	Managing fund since	Experience
Sanjay Chawla	17-Aug-22	33

**Inception Date**  
August 17, 2022

**Category**  
Flexi Cap Fund

**Benchmark Index**  
Nifty 500 Total Return Index (TRI)

**Monthly AAUM\***    **AUM\***  
₹ 1,255.63 Crores    ₹ 1,264.21 Crores

**Application Amount:**  
Minimum Application Amount:  
₹ 5,000/- & in multiples of ₹ 1/- thereafter  
Minimum Additional Application Amount:  
₹ 1,000 and in multiples of ₹ 1 thereafter.

**Load Structure**  
Entry Load: Not Applicable  
Exit Load: **Upto 12 months** - Redeemed or switched out upto 10% of the allotment: Nil  
- Redeemed or switched out more than 10% of the allotment: 1%  
**After 12 months** - Nil

For detailed load structure please refer Scheme Information Document of the scheme.

\*Dedicated Fund Manager for Overseas Investments: Mr. Miten Vora (managing fund since December 01, 2022)

\*Monthly AAUM & AUM - excluding inter-scheme Investments, if any, by other schemes of Baroda BNP Paribas Mutual Fund, as may be applicable.

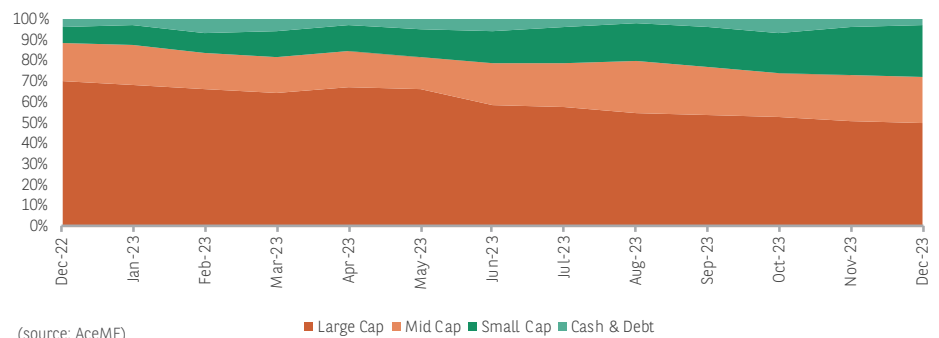
## ABOUT THE FUND

- Flexi Cap Funds invest in companies across market caps viz. Large Cap, Mid Cap and Small Cap.
- One equity fund that invests in different market segments; large caps tend to reduce volatility whereas mid and small caps may come with higher growth potential
- A diversified portfolio helps in reducing risks solely associated with investing in single market segment and hence it could be a good starting point for someone who is new to investing
- Given the dynamic nature of the fund, it may adapt and thrive in different market cycles

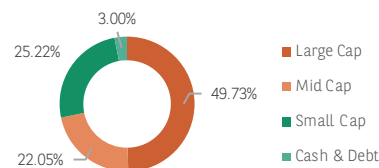
## PORTFOLIO POSITIONING

- Compared to the last month, we have increased exposure to Information Technology, Materials, and Industrials. Exposure has been reduced in Consumer Staples, Consumer Discretionary and Health Care.
- Key overweight positions are Real Estate, Financials, and Information Technology, while key underweight positions are Consumer Staples, Energy and Health Care.
- Mid and small cap exposure stands at 47.3%, compared to 45.1% as of the last month. Large Cap exposure stands at 49.7%, compared to 51.3% as of the last month.
- Financials remains an overweight position in line with our expectation of good performance over the long term given the strong credit growth, robust profitability, and healthy asset quality. However, over the short term, there may be some negatives.
- Real estate is overweight in our portfolio since the sector is having a cyclical uptick. Reported presales remained strong for the sector.
- Cash position stands at 3.0% (Vs 3.6% last month).

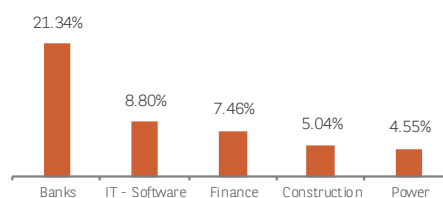
## MARKET CAPITALIZATION (% of Net Assets)



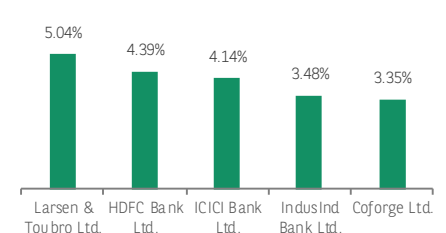
## CURRENT MARKET CAP (% of Net Assets)



## TOP 5 SECTORS



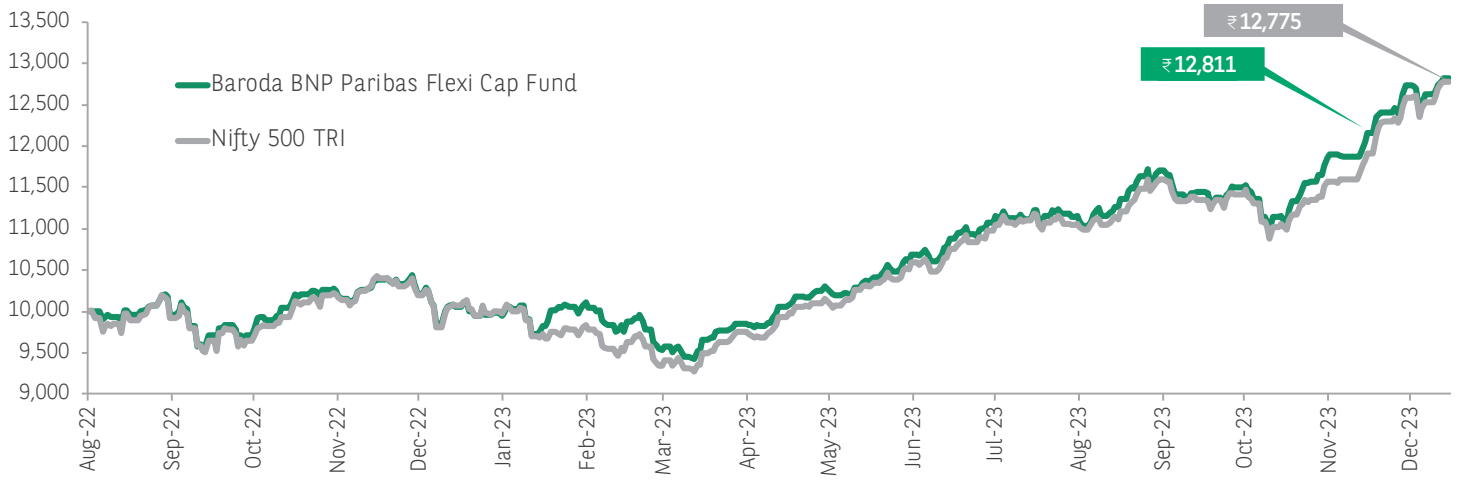
## TOP 5 STOCKS



The sector(s)/stock(s) mentioned in this document do not constitute any recommendation of the same and Baroda BNP Paribas Mutual Fund may or may not have any future position in these sector(s)/stock(s). Further, the portfolio of the Scheme is subject to changes within the provisions and limitations of Scheme Information Document (SID). For further details on asset allocation, investment strategy and risk factors of the Scheme please refer to SID available on our website ([www.barodabnp-paribasmf.in](http://www.barodabnp-paribasmf.in)).

Data as on December 29, 2023

## NAV MOVEMENT (₹10,000 Invested at Inception)



NAV & index values re-based to ₹ 10,000 depicting lump sum investment since the inception date of the fund. Past performance may or may not be sustained in future and should not be used as basis of comparison with other investments. The above chart show the NAV movement since inception to 29<sup>th</sup> December, 2023.

### SIP PERFORMANCE

Period	Amount Invested In(₹)	Baroda BNP Paribas Flexi Cap Fund (Regular Plan - Growth)		Nifty 500 TRI (Benchmark Index Tier-1)	
		Returns (%)	₹	Returns (%)	₹
Since Inception	1,70,000	38.87	2,18,637	39.99	2,20,032
5 Year SIP	NA	NA	NA	NA	NA
3 Year SIP	NA	NA	NA	NA	NA
1 Year SIP	1,20,000	40.75	1,44,717	43.09	1,46,065

If investor had invested Rs. 10,000 on the first working day of every month.

Past performance may or may not be sustained in future and should not be used as a basis of comparison with other investments.

### PERFORMANCE OF BARODA BNP PARIBAS FLEXI CAP FUND

S.No	Scheme managed by Mr. Sanjay Chawla	1 Year		3 years		5 Years		Since Inception		Date of Inception of the Scheme
		Returns In ₹*	CAGR(%)	Returns In ₹*	CAGR(%)	Returns In ₹*	CAGR(%)	Returns In ₹*	CAGR(%)	
1	Baroda BNP Paribas Flexi Cap Fund	12735.59	27.44	N.A.	N.A.	N.A.	N.A.	12810.60	19.86	17-Aug-22
	Nifty 500 TRI	12691.47	27.00	N.A.	N.A.	N.A.	N.A.	12775.25	19.62	
	Additional Benchmark Nifty 50 TRI	12130.02	21.36	N.A.	N.A.	N.A.	N.A.	12265.36	16.11	

\*Returns in ₹ show the value of 10,000/- invested for last 1 year, last 3 years, last 5 years and since inception respectively.

### PERFORMANCE OF FUNDS MANAGED BY MR. SANJAY CHAWLA (WHO MANAGES TOTAL 6 SCHEMES)

S.No	Scheme Name	CAGR%		
		Last 1 Year	Last 3 Years	Last 5 Years
1	Baroda BNP Paribas Large and Mid Cap fund	29.98	22.29	N.A.
	S&P BSE 250 Large & Midcap TRI	24.99	19.57	N.A.
2	Baroda BNP Paribas Multi Cap Fund	30.91	22.86	18.90
	Nifty 500 Multicap 50:25:25 TRI	33.85	24.64	19.53
3	Baroda BNP Paribas Balanced Advantage Fund	21.14	13.15	15.07
	NIFTY 50 Hybrid Composite Debt 50:50 Index	14.30	11.02	12.33
4	Baroda BNP Paribas Focused Fund	26.68	16.45	15.52
	Nifty 500 TRI	27.00	20.34	17.48
5	Baroda BNP Paribas ELSS Tax Saver Fund	31.37	17.97	16.70
	Nifty 500 TRI	27.00	20.34	17.48

Where returns are not available for a particular period, they have not been shown.

Past performance may or may not be sustained in future and should not be used as a basis of comparison with other investments. Returns do not take into account the load, if any. Returns are for growth option. Different plans shall have a different expense structure. The performance details provided above are for regular plan.

Data as on December 29, 2023

Kindly refer to the table below for fund managers & managing since details:

Scheme Name	Fund Managers	Managing Fund Since
Baroda BNP Paribas Flexi Cap Fund	Mr. Sanjay Chawla	17-Aug-22
Baroda BNP Paribas Multi Cap Fund	Mr. Sanjay Chawla Mr. Sandeep Jain	01-Nov-15 14-Mar-22
Baroda BNP Paribas Large & Mid Cap Fund	Mr. Sanjay Chawla	04-Sep-20
Baroda BNP Paribas Focused Fund	Mr. Sanjay Chawla	14-Mar-22
Baroda BNP Paribas ELSS Tax Saver Fund	Mr. Sanjay Chawla Mr. Pratish Krishnan	14-Mar-22 14-Mar-22
Baroda BNP Paribas Balanced Advantage Fund	Mr. Sanjay Chawla (Equity Portfolio) Mr. Pratish Krishnan (Equity Portfolio) Mr. Prashant Pimple (Fixed Income Portfolio)	14-Nov-18 05-Aug-21 21-Oct-22

<p><b>Baroda BNP Paribas Flexi Cap Fund</b></p> <p>(An Open ended dynamic equity scheme investing across large cap, mid cap, small cap companies)</p> <p><b>This product is suitable for investors who are seeking*:</b></p> <ul style="list-style-type: none"> <li>▶ Wealth creation in long term.</li> <li>▶ Investment in equity and equity related securities across market capitalizations</li> </ul>	<p><b>Scheme Riskometer^^</b></p> <p>Investors understand that their principal will at Very High risk.</p>	<p><b>Benchmark (Tier 1) Riskometer^^</b></p> <p>Benchmark riskometer is Very High risk.</p>
	<p>^^Riskometer For Scheme: basis it's portfolio, For Benchmark (Nifty 500 Total Return Index (TRI): basis it's constituents; as on December 29, 2023</p>	
<p><b>*Investors should consult their financial advisers if in doubt about whether the product is suitable for them.</b></p>		

## DISCLAIMERS

**Market Capitalization as per SEBI** - Large Cap: 1st - 100th company, Mid Cap: 101st - 250th company and Small Cap: 251st company onwards in terms of full market capitalization

**Portfolio Positioning, Top 5 Sectors/Stocks** – details contained herein is for general information purposes only and does not indicate assurance of future Scheme performance. The sector(s)/stock(s) mentioned in this document do not constitute any recommendation of the same and Baroda BNP Paribas Mutual Fund may or may not have any future position in these sector(s)/stock(s). Further, the portfolio of the Scheme is subject to changes within the provisions and limitations of Scheme Information Document (SID). For further details on asset allocation, investment strategy and risk factors of the Scheme please refer to SID available on our website ([www.barodabnp-paribasmf.in](http://www.barodabnp-paribasmf.in)).

**NAV Movement (Rs. 10,000 Invested at Inception)** - All returns are for Regular Plan - Growth Option. Past performance may or may not be sustained in future and should not be used as a basis of comparison with other investments. Returns do not take into account the load, if any.

The risks associated with investments in equities include fluctuations in prices, as stock markets can be volatile and decline in response to political, regulatory, economic, market and stock-specific development etc. Please refer to Scheme Information Document for detailed Risk Factors, asset allocation, investment strategy etc.

The material contained herein has been prepared without regard to the individual financial circumstances and objectives of persons who receive it. This information is meant for general reading purpose only and is not meant to serve as a professional guide for the readers. Except for the historical information contained herein, statements in this publication, which contain words or phrases such as 'will', 'would', etc., and similar expressions or variations of such expressions may constitute 'forward-looking statements'. These forward-looking statements involve a number of risks, uncertainties and other factors that could cause actual results to differ materially from those suggested by the forward-looking statements. BBNPPAMIPL undertakes no obligation to update forward-looking statements to reflect events or circumstances after the date thereof. The words like believe/belief are independent perception of the Fund Manager and do not construe as opinion or advice. Past Performance may or may not be sustained in future This information is not intended to be an offer to see or a solicitation for the purchase or sale of any financial product or instrument. The information should not be construed as an investment advice and investors are requested to consult their investment advisor and arrive at an informed decision before making investments. Reliance upon information in this material is at the sole discretion of the reader. The Trustee, AMC, Mutual Fund, their directors, officers or their employees shall not be liable in any way for any direct, indirect, special, incidental, consequential, punitive or exemplary damages arising out of the information contained in this document.

BARODA BNP PARIBAS ASSET MANAGEMENT INDIA PVT. LTD. (Formerly BNP Paribas Asset Management India Pvt. Ltd.)

Corporate Identity Number (CIN) : U65991MH2003PTC142972

Regd. Off.: Crescenzo, 7<sup>th</sup> Floor, G-Block, Bandra Kurla Complex, Mumbai 400 051 India.

Call 1800 2670 189 (toll free) | Visit [www.barodabnp-paribasmf.in](http://www.barodabnp-paribasmf.in)

Mutual Fund investments are subject to market risks, read all scheme related documents carefully.